



What's happening at Photochrome in MARCH 2010

Thursday

Feb. 4—7:30pm

THEME NIGHT—

Black & White Photography Fellowship Hall

Members enter up to two images for Club discussion and critique. Send in your best Black & White images.

Thursday

March. 11—7:30pm

BOARD MEETING

Gallery Annex

All members are invited to attend these monthly meetings where activities of the Club are planned.

Thursday

March. 18—7:30pm

Exploring Photography

PRINT NIGHT

Alan Heald, Chair

Photochrome holds its first Print Night of 2010. Since the club now holds just three of these events a year, it behooves our print makers to mark this date down on their calendars. Of course, it also means that it is time to begin warming up those printers so you can make some prints to show to the group.

As for myself, at the moment I have two prints ready to go, as well as several more candidates that I *think* will be good candidates. Only time will tell. I also have a semi-embarrassing

print-related story that I may, or may not, tell on myself about a recent printing difficulty.

In any case, as of this moment, you cannot claim to have been left out in the dark about Print Night. There is still plenty of time to come up with some images to show to the group!

Saturday—Field Trip

March 14, 11:00am

GOLDEN GATE FIELDS

Gary Larsen, Chair

This may be a challenging event to photograph since the sport involves a burst of high-speed action. Even so, it's easy to anticipate where the horses are headed since they race in a predetermined space. The choice of panning or just freezing the entire action shot is up to you. Try both techniques and see what you get.

The first race is at 12:45 so let's try to get there around 11:00 AM to give us plenty of time to park, go through the gates, and get some dollar hot dogs, beer and soda. Then we can look around for good places to shoot horses from the trackside. Check out the jockey mount area just before and after each race to get posed images of jockeys on their horses. Races are something like 30 to 45 minutes apart. This is a good time to get more dollar hot dogs, beer and soda or just wander around

photographing other things. You might find the people quite interesting too.

Tripods are ok as long as you don't block passageways. A telephoto or zoom lens would be great to capture close-up images of races.

Directions:

Take I-80 East onto the Bay Bridge. Continue on I-80 towards Berkeley.

After Gilman Exit, take the Buchanan Street Exit (Exit on the left side heading for the Bay under the freeway). Park in the large dirt parking lot. After paying your dollar parking and admission fees, go get some dollar hot dogs, beer and soda.

April Events

(preliminary schedule)

April 1—Open Pictorial

April 8—Board Meeting

April 18—Field Trip

Cherry Blossom Festival & Japantown

*April 22—PicTwo from March & April Field Trips
Exploring Photography:
Program to be announced*



New Seminar Coming Up

Burr Preston, long time member of Photochrome tells of a seminar in March that sounds interesting. Here is the story.

John and Barbara Gerlach, well known and world class nature photographers, are offering a day long seminar in Milpitas on Sun, Mar. 28. It will take place at the Embassy Suites Hotel, 901 E. Calaveras Blvd, Milpitas. The day-long seminar from 9 AM to 4 PM covers Equipment for the Nature Photographer, Mastering Digital Exposure, How to Shoot Great Nature Closeups, Light is everything, Composing Pleasing Images, and Photographing Yellowstone National Park. Barbara uses Nikon equipment, while John uses Canon so technical issues are well covered. The \$90 fee includes instruction and detailed and comprehensive seminar notes. Enrollment is limited to 150 people.

“I went to a Gerlach seminar several years ago and it was one of the best I have ever attended. I got a lot of very useful information.”

Burr Preston



Their Website tells of a couple of new books and a DVD by these photographers: www.gerlachnaturephoto.com

Selective Focus—Photo Ops -

By Alice Steele

**St. Patrick's Day Parade & Festival—
March 13**



This month would be a good time to wander through Golden Gate Park's Japanese Tea Garden in preparation for April's Field Trip to the Japantown Cherry Blossom Festival. It is likely that the real blossoms will be blooming.



Alice Steele



The First Sunday Streets of 2010 on March 14 is when the Embaradero is open only to pedestrians. Special doings at Pier 39 this day too.

Spring Solstice—Vernal Equinox is upon us on March 20. Try for some special pictures to celebrate.

S.F. Flower & Garden Show, March 24-28 at the San Mateo Event Center, 2495 South Delaware Street, San Mateo.

This is just a tiny taste of what's going on in our town. Check out individual websites for more information on these events and festivals.

A Photographer's Rights

By Alan Heald

This past year during Photochrome meetings I've listened to a number of conflicting comments about where a photographer stands with regard to the Right of Privacy. Even though I thought I was already knowledgeable on this subject, I decided to go ahead and do a bit of research.


Over the years security guards have occasionally asked me to stop taking pictures. It's an uncomfortable situation. One time I was

shooting some photos of homeless men in an alley near Market Street. Suddenly one of them came over and insisted strongly, that I "take the film out of my camera"! My correct decision was to apologize... and then open up the camera and comply with this request.

For those of you that are interested in this subject, it's nice to know that that the rules surrounding the Right to Privacy are actually fairly simple!

Public Property - When one is on public property like a sidewalk or in a park, you have the right to take photos of people and children, including the activities of policemen or firemen, etc. In effect, these people have given up their privacy rights by appearing in public. Also, from a public area you also have to right to photograph commercial buildings, banks, airports, etc. Although not actually required, it is often smart to ask someone for permission to take such photos anyway.

Commercial Uses- Photographing people or things for advertizing or for commercial purposes is different. This clearly means that the rules have changed. In circumstance like this, the photographer is legally obligated to obtain a signed model release (or similar contract) in order to be protected from a lawsuit.



Private Property Changes

the Rules- These days especially, security guards are often very sensitive to people with cameras photographing "their" buildings. The reason for this is that when you are in, or on, private property, the rules are different. In this case, a photographer is now subject to the wishes of the property owner. Sometimes it is OK to take such photos, and other times it is not. Usually it is wise to ask permission before shooting.

If you are taking photos in, or on, a private area, a security guard may well ask you to stop shooting! In this situation you have the legal obligation to put your camera away. This is also the time to be polite!

Important Exceptions- There are a few important exceptions to these rules. Even if you are standing on public property, and you want to photograph a military facility, or a prison facility, etc., think twice! This may quickly get you into big trouble, with serious legal consequences! No surprise here.

A Photographer's Rights- As a photographer you have some rights as well. Keeping in mind the above guidelines, you the photographer have the right of freedom of expression. Unless you are dealing with a policeman, you do not have to hand over your camera, or erase an image. You also have a right not to be detained. The best policy is to be respectful... while trying to defuse a tricky situation.

My hope is that this bit of legal information will allow you a stronger sense of security as you wander about, camera in hand

welcome
MEMBER
WELCOME
NEW

John Larson
127 Rodeo Ave
Rodeo, CA 94572
510 245-3333
klauc@netzero.net

President: Enrique Aguirre
Vice President—open
Secretary—Weronika Patena
Treasurer—Chris Kibre
Board Members:
Alan Heald, Gary Larsen
Bob Nelson, Burr Preston
Martin Taylor

Color News Editor
Alice Steele
SFAlice@aol.com

Webmaster
Photochrome.org
Jim Kelly

*All Color News
material is
copyright by author. Re-
print by permission only.*

*Color News Deadline
3rd Friday of the Month*

How to submit digital images for meetings

We haven't reviewed how to submit digital images for viewing at meetings lately. So, I've taken this information from our new and sophisticated website. Hope it helps:

Here is how to submit photos: E-mail them to photochromeprojection-ist@gmail.com by midnight Wednesday before the meeting.

Mark your images: **Category-First Name-Last Name-Title.jpg**

For Category use the bold face coding below:

PicTwo (up to two images taken on Field Trips or special events)

TN (Theme Night) two images for each Theme

OP (Open Pictorial) two images

JN (Judging Night) two images

The pictures must be in jpeg format with a maximum long dimension of 1024 pixels.

It's best to convert them to sRGB profiles.

In Photoshop, you can convert to sRGB by selecting

Edit>Convert to Profile...

In Lightroom, Export and select sRGB in the dialog

GET YOUR

COLOR NEWS

EARLY AND FAST

SUBSCRIBE BY E-MAIL

Meetings are held the First and Third Thursdays of the month, except for November and December. They begin at 7:30pm and are held at the Fellowship Hall, Ebenezer Lutheran Church, 678 Portola Drive, San Francisco, CA 94127. For meeting details check: www.photochrome.org

4

Photochrome Club of San Francisco
P. O. Box 27265
San Francisco CA 94127-0265
WWW.photochrome.org



*Member of: The Photographic
Society of America (PSA)
since 1943*



*Member of: Northern California
Council of Camera Clubs*